

St. Odilia completed its first year using the Northwest Evaluation Association's (NWEA) standardized tests, the Measures of Academic Progress (MAP). MAP tests are computer administered and scored achievement tests designed to measure growth in student learning for individual students, classrooms, and the school as a whole. Tests for mathematics and reading are given to grades K-8. Tests for language usage are given in grades 2-8. St. Odilia administers MAP in the fall and spring to all students.

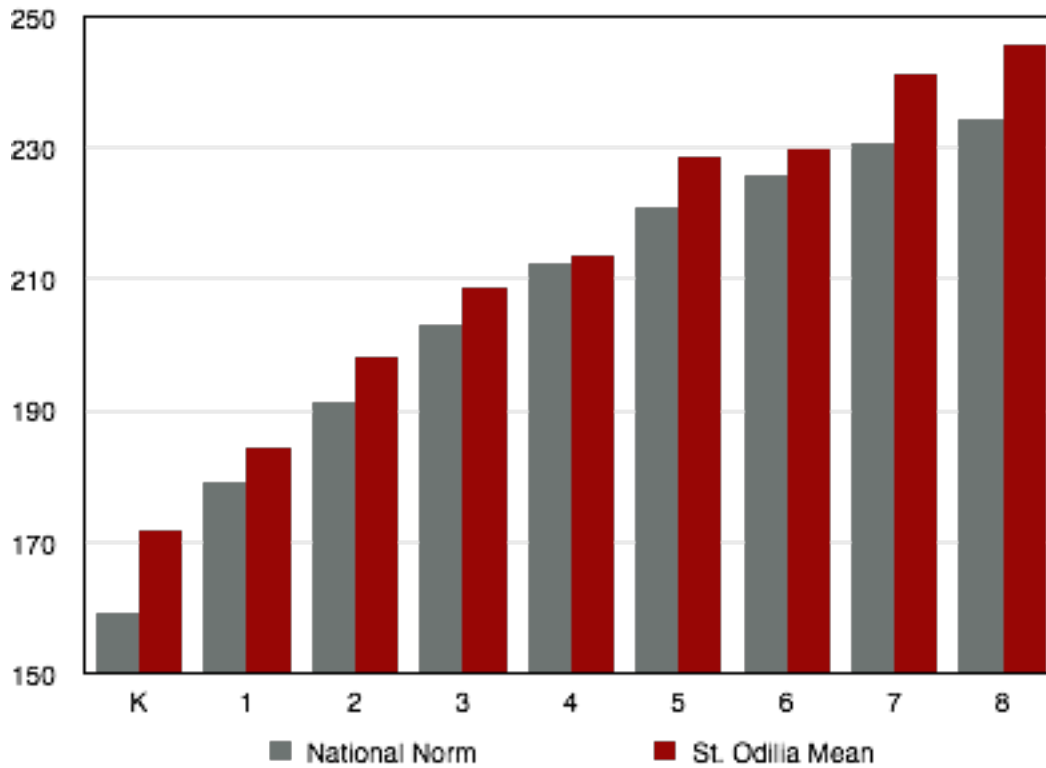
Scores are reported in RIT units. The RIT Scale is a curriculum scale that uses individual item difficulty values to estimate student achievement. The RIT scale is an equal interval scale. Equal interval means that the difference between scores is the same regardless of whether a student is at the top, bottom, or middle of the RIT scale, and it has the same meaning regardless of grade level.

St. Odilia students' average scores in math, reading, and language are higher than the national average in every grade level, with the largest separation in Kindergarten and 8th grade. St. Odilia averaged more the seven RIT points above the national average- nearly a full grade level.

Even more impressive, 33.7% of students scored in the 80th percentile or above in math, 32.1% scored in the 80th percentile or above in reading, and 34.1% scored in the 80th percentile or above in language.

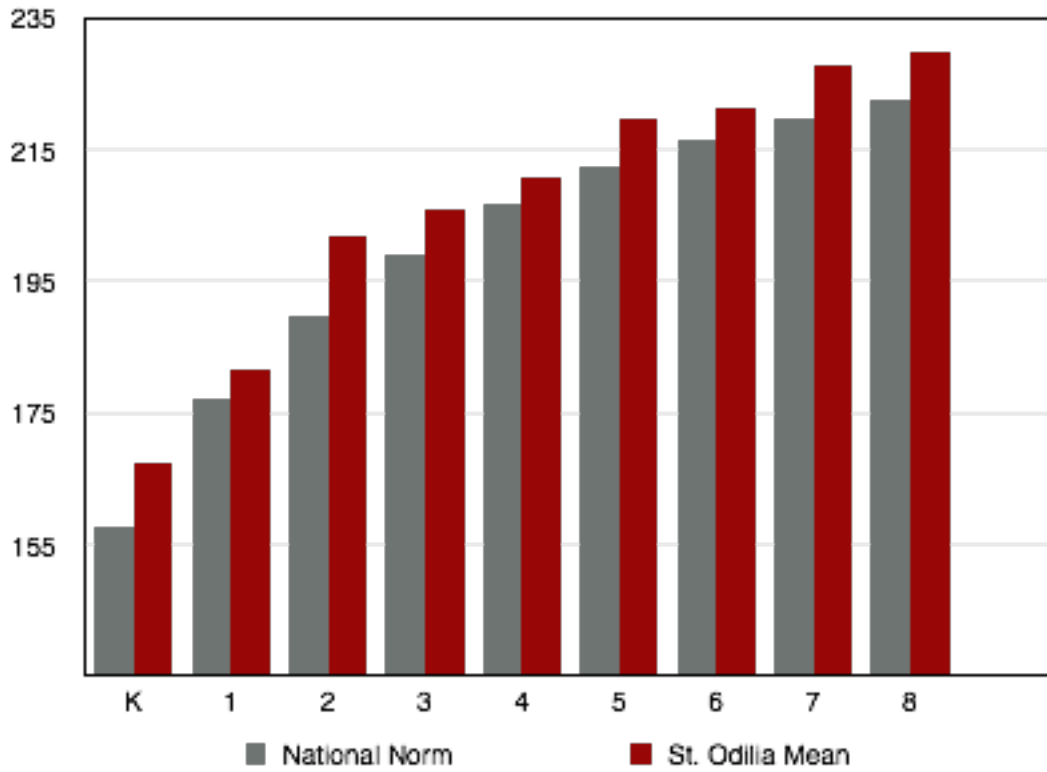
Below is a summary of St. Odilia's spring testing results. Each graph shows the average score for St. Odilia students at each grade level as compared to the national average at that grade level.

Spring 2014 MAP Scores- Math



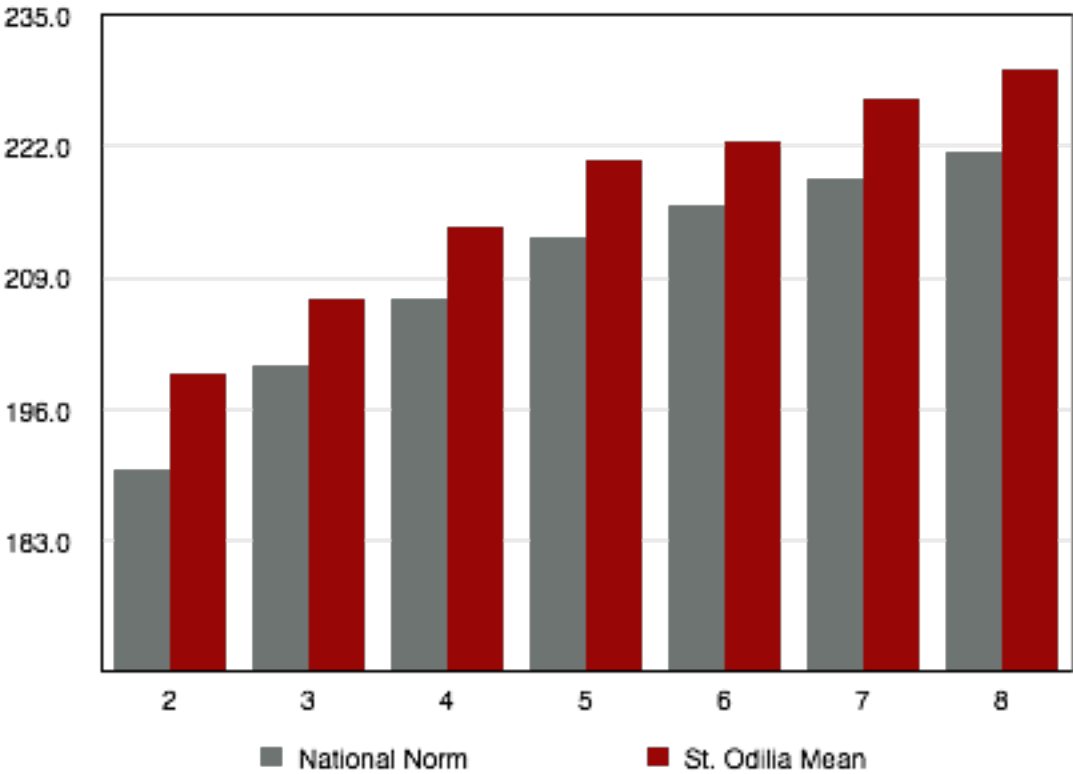
Grade	K	1	2	3	4	5	6	7	8
St. Odilia Mean	171.7	184.5	198.3	208.6	213.6	228.8	230	241.4	245.7
National Norm	159.1	179.0	191.3	203.1	212.5	221.0	225.6	230.5	234.5

Spring 2014 MAP Scores- Reading



Grade	K	1	2	3	4	5	6	7	8
St. Odilia Mean	167.3	181.7	201.7	205.7	210.8	219.7	221.5	228.0	230.0
National Norm	157.7	176.9	189.6	199.2	206.7	212.3	216.4	219.7	222.4

Spring 2014 MAP Scores- Language



Grade	2	3	4	5	6	7	8
St. Odilia Mean	199.5	206.9	214.0	220.7	222.4	226.7	229.7
National Norm	190.0	200.3	207.0	212.9	216.2	218.7	221.3