

St. Odilia completed its second year using the Northwest Evaluation Association's (NWEA) standardized tests, the Measures of Academic Progress (MAP). We are proud to say that St. Odilia students' average scores saw a slight increase overall from the previous year. MAP tests are computer administered and scored achievement tests designed to measure growth in student learning for individual students, classrooms, and the school as a whole. Tests for mathematics and reading are given to grades K-8. Tests for language usage are given in grades 2-8. St. Odilia administers MAP in the fall and spring to all students.

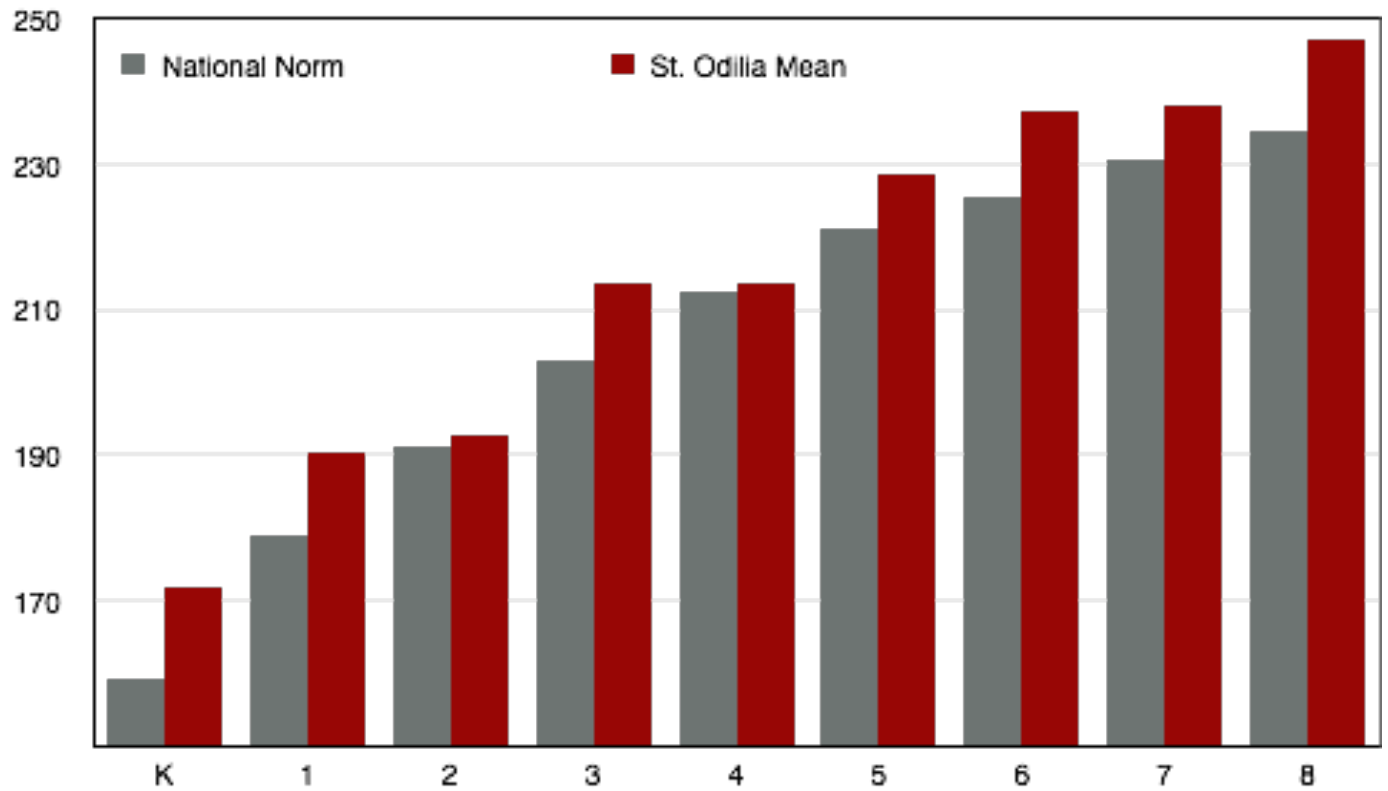
Scores are reported in RIT units. The RIT Scale is a curriculum scale that uses individual item difficulty values to estimate student achievement. The RIT scale is an equal interval scale. Equal interval means that the difference between scores is the same regardless of whether a student is at the top, bottom, or middle of the RIT scale, and it has the same meaning regardless of grade level.

St. Odilia students' average scores in math, reading, and language are higher than the national average in every grade level, with the largest separation in Kindergarten and 8th grade. St. Odilia averaged more the eight RIT points above the national average- amounting to a full grade level or more above national norms in grades 4-8.

Even more impressive, 40.6% of students scored in the 80th percentile or above in math, 36.9% scored in the 80th percentile or above in reading, and 44.7% scored in the 80th percentile or above in language. These percentages were up from the 2013-14 school year by an average of 7%.

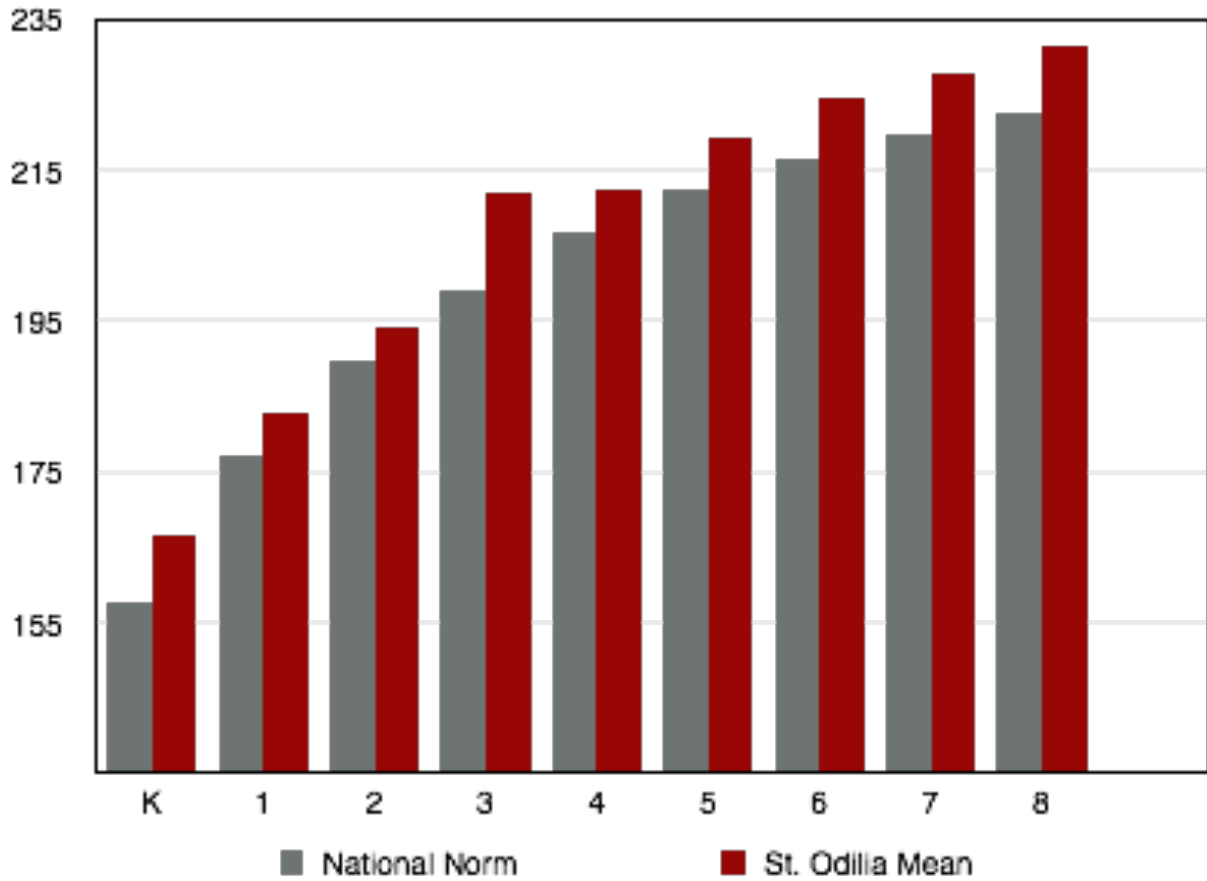
Below is a summary of St. Odilia's spring testing results. Each graph shows the average score for St. Odilia students at each grade level as compared to the national average at that grade level.

Spring 2015 MAP Scores- Math



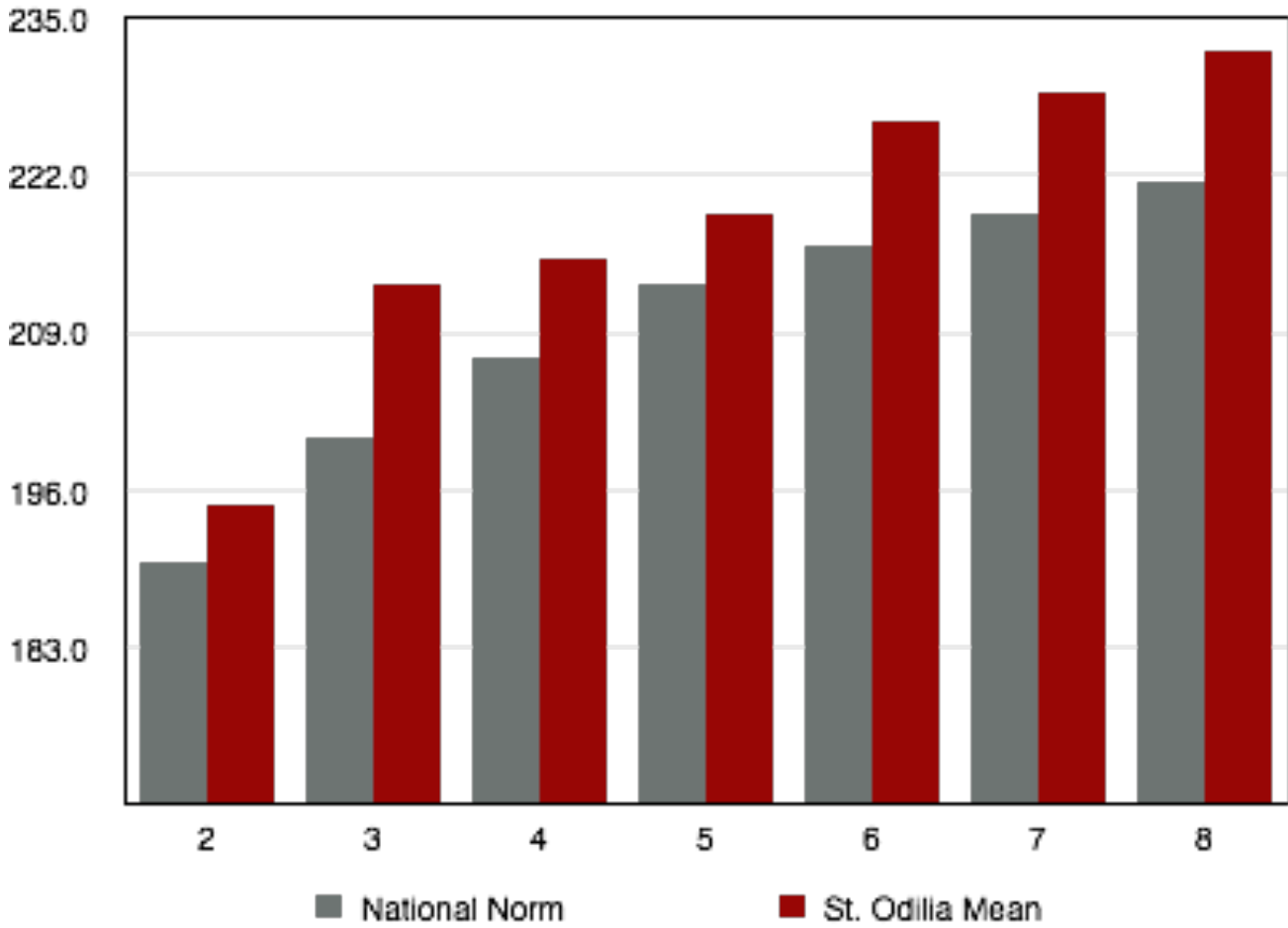
Grade	K	1	2	3	4	5	6	7	8
St. Odilia Mean	171.8	190.2	192.9	213.8	213.6	228.8	237.3	238.1	247.2
National Norm	159.1	179.0	191.3	203.1	212.5	221.0	225.6	230.5	234.5

Spring 2015 MAP Scores- Reading



Grade	K	1	2	3	4	5	6	7	8
St. Odilia Mean	166.4	182.8	194.2	212	212.4	219.2	224.5	227.8	231.6
National Norm	157.7	176.9	189.6	199.2	206.7	212.3	216.4	219.7	222.4

Spring 2015 MAP Scores- Language



Grade	2	3	4	5	6	7	8
St. Odilia Mean	194.7	213.1	215	218.8	226.4	228.7	232.2
National Norm	190.0	200.3	207.0	212.9	216.2	218.7	221.3